

Compound Word Practice Worksheet

A. Make a Compound Word

Instructions: For each word in column A, draw a line to the word in column B that can be added to it to create a compound word.

Column A	Column B
1. pony	hopper
2. back	yard
3. grass	tail
4. earth	cake
5. pan	quake
6. dragon	fish
7. jelly	stick
8. lip	brush
9. tooth	ground
10. play	fly



B. Find the Possible Compound Words

Instructions: Look at the first word. Underline the word that cannot be added to the first word to make a compound word.

Example: day dream light ground

(Dayground is not a compound word, but daydream, daylight and daybreak are compound words.)

1. hand	out	paper	shake
2. door	knob	place	way
3. air	play	plane	port
4. down	hill	there	town
5. fire	fly	works	brush
6. head	over	ache	light
7. ear	ring	play	ache
8. house	work	down	hold
9. cross	word	tail	road
10. bed	bug	time	wash
11. under	arm	boat	ground
12. sea	food	sky	shell
13. time	table	over	keeper
14. out	arm	side	doors
15. life	fly	time	guard



C. Make and Write a Compound Word











Instructions: For each word in column A, draw a line to the word in column B that can be added to it to create a compound word. Then, write the newly formed compound word on the appropriate line. (Use the line on the same row as the column A word that begins the compound word).

Column A	Column B	
1. sun	corn	_____
2. pop	rise	_____
3. after	cut	_____
4. hair	noon	_____
5. cow	boy	_____
6. fire	dog	_____
7. news	place	_____
8. foot	paper	_____
9. scare	ball	_____
10. bull	crow	_____

Answer Key: Compound Word Practice Worksheet

A. Make a Compound Word

Instructions: For each word in column A, draw a line to the word in column B that can be added to it to create a compound word.

Column A		Column B
1. pony		hopper
2. back		yard
3. grass		tail
4. earth		cake
5. pan		quake
6. dragon		fish
7. jelly		stick
8. lip		brush
9. tooth		ground
10. play		fly



B. Find the Possible Compound Words

Instructions: Look at the first word. Underline the word that cannot be added to the first word to make a compound word.

Example: day dream light ground











(Dayground is not a compound word, but daydream, daylight and daybreak are compound words.)

1. hand	out	<u>paper</u>	shake
2. door	knob	<u>place</u>	way
3. air	<u>play</u>	plane	port
4. down	hill	<u>there</u>	town
5. fire	fly	works	<u>brush</u>
6. head	<u>over</u>	ache	light
7. ear	ring	<u>play</u>	ache
8. house	work	<u>down</u>	hold
9. cross	word	<u>tail</u>	road
10. bed	bug	time	<u>wash</u>
11. under	arm	<u>boat</u>	ground
12. sea	food	<u>sky</u>	shell
13. time	table	<u>over</u>	keeper
14. out	<u>arm</u>	side	doors
15. life	<u>fly</u>	time	guard



C. Make and Write a Compound Word

Instructions: For each word in column A, draw a line to the word in column B that can be added to it to create a compound word. Then, write the newly formed compound word on the appropriate line. (Use the line on the same row as the column A word that begins the compound word).

Column A		Column B	
1. sun		corn	<u>sunrise</u>
2. pop		rise	<u>popcorn</u>
3. after		cut	<u>afternoon</u>
4. hair		noon	<u>haircut</u>
5. cow		boy	<u>cowboy</u>
6. fire		dog	<u>fireplace</u>
7. news		place	<u>newspaper</u>
8. foot		paper	<u>football</u>
9. scare		ball	<u>scarecrow</u>
10. bull		crow	<u>bulldog</u>